

CANOPY



CANOPY

DESIGNER

- Gensler

LEAD TIME

- 6-10 weeks

GSA

- Sin 33721

SPECIFICATIONS

Base

- Available in wood, HPL, or upholstery
- Wood- solid 1.5" red oak frame with red oak veneer panels
- HPL- 1mm PVC edge, particle board core
- Upholstered- particle board core with 0.125" foam
- Adjustable glides
- Grommet hole located in back panel, 5" from floor

Privacy Hood

- Fully upholstered
- Exterior- 0.75" plywood with 0.125" foam
- Interior- 0.25" MDF board
- Back wall and lighting panel have 0.25" foam
- Side panels and ceiling have 1.75" pillowed foam

Work Surface

- Solid red oak or HPL

Linak Actuators

- 80mm/s
- 1200 N self-lock
- 800 N load
- 10 year warranty
- Tested cycles- 25,000

Ceiling Light (1 ea)

- 8.5" M-Linear fixture with prism (X) LEDs
- 24 VDC
- 121
- UL listed

Back Panel Light (2 ea)

- 52" M-Linear-1307 fixture with prism LEDs
- 24 VDC
- 60 LEDs/M
- 3000K
- CRI>90
- UL listed

Cable Management Tray

- No drill under desk
- Large capacity 36"L x 5.5"W x 5.5"H
- Clamp/screw mount
- Premium flame reFabric

Power

- 1 tamper-resistant AC outlet
- 1 USB-C
- 1 USB-A
- 2 rocker switches
- 6' cord
- UL listed

Motion Sensor

- Optional; call for more information

SUSTAINABILITY

Made in the USA

Indoor Air Quality Gold Certified through SCS Global

Plywood

- FSC certified

Wood Stain/Top Coat

- UV cured water-based urethane topcoat
- Low VOC and formaldehyde free

Foam

- CertiPUR-US
- Low VOC

Glides

- 5-10% pre-consumer recycled content

Hardware

- 10% pre-consumer recycled content

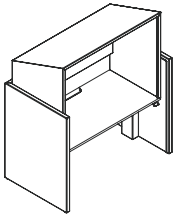
Cartons & Packaging

- 79% pre-consumer recycled content



MODEL

WS100-LEW-U | Upholstered Base w/ Laminate Work Surface



Grade-in Upholstery

Fabric Grade

COM	A	B	C	D	E	F	G	H	I	J	K	L
\$10489	-	11659	12593	-	-	13865	-	-	-	-	16394	16901

Dimensions (w x d x h)

Overall | 61" x 36" x 70-90"

Work Surface Height | 27-47"

Shipping

All pricing is FOB Louisville, KY.

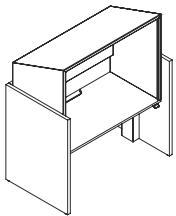
Weight | 522lbs

LTL | 1/carton | 109 CF | 50" x 60" x 63"

COM | 17.25 yds

MODEL

WS100-LEW-L | Laminate Base w/ Laminate Work Surface



Grade-in Upholstery

Fabric Grade

COM	A	B	C	D	E	F	G	H	I	J	K	L
\$12421	-	13517	14173	-	-	14831	-	-	-	-	16337	16639

Dimensions (w x d x h)

Overall | 61" x 36" x 70-90"

Work Surface Height | 27-47"

Shipping

All pricing is FOB Louisville, KY.

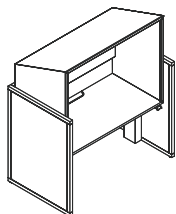
Weight | 522lbs

LTL | 1/carton | 109 CF | 50" x 60" x 63"

COM | 6.25 yds

MODEL

WS100-LEW-S | Wood Base w/ Wood Work Surface



Grade-in Upholstery

Fabric Grade

COM	A	B	C	D	E	F	G	H	I	J	K	L
\$15483	-	16579	17235	-	-	17893	-	-	-	-	19399	19701

Dimensions (w x d x h)

Overall | 61" x 36" x 70-90"

Work Surface Height | 27-47"

Shipping

All pricing is FOB Louisville, KY.


Weight | 522lbs

LTL | 1/carton | 109 CF | 50" x 60" x 63"

COM | 6.25 yds

CANOPY

ACCESSORIES



Cable Tray | \$279

FINISHES

Wood Stain



Natural



Timber



Coffee




Black



Clay



Navy



Evergreen

Laminate



White Oak
PB Natural



Sap
Walnut



Walnut
Heights




Studio
Teak



Skyline
Walnut



Portico
Teak



Designer
White

Upholstery

Gabriel Cura - Grade B
Gabriel Medley - Grade B
Gabriel Lamina - Grade C
Gabriel Just - Grade F

Gabriel Hush - Grade F
Kvadrat Remix 3 - Grade K
Kvadrat Re-Wool 2 - Grade L
(COM also available)

HOW TO SPECIFY

1. Select model #.
2. Select wood stain, HPL, or upholstery color for base.
3. Select wood stain or HPL color for work surface.
4. Select privacy hood exterior upholstery.
5. Select privacy hood interior upholstery.
6. Select placement of back panel grommet (left, center, right) (if applicable).
7. Select wire management (if applicable).

