

KOOL



LEAD TIME

- Plastic | 72 hours
- Upholstered | 2 weeks

GSA

- SIN 33721

SPECIFICATIONS

Frame

- Powder coated oval steel tube legs
- Powder coated round steel tube cross braces
- Built-in polypropylene ganging device for chairs without arms

Seat and Back

- Injection molded textured polypropylene
- Perforated and contoured back

Optional Upholstery

- 0.5" thick foam; 1.8# with 60ILD density
- Wrapped and stapled to seat
- Nylon cover attached underneath to hide staples

Arms

- Powder coated oval steel tube that flares outward to allow for stacking
- Cushioned polyurethane contoured arm pad

Glides

- Non-marring, black nylon glides
- Optional felt glides available

Casters

- 2" dual wheel hooded nylon

- Soft casters available with added cost

Task Chair & Stools

- Silver 5-star nylon base with pneumatic lift
- 360 degree swivel
- Task stool has adjustable chrome foot ring
- Black nylon arm pads

Beam Seating

- Powder coated steel beam and legs
- Powder coated steel oval columns, 1.5" x 3"
- Seat pan welded to seat frame; attached to beam
- 2.5" round nylon adjustable glides
- Universal steel arms with black polyurethane arm pads; attached to beam
- Only available in silver powder coat

Stacking

- Stacks 15 high: 2300, 2300-Arms, CS2300, and CS2300-Arms
- Stacks 4 high: BR2300, CT2300

Assembly

- Some assembly required for select models

REGULATORY

- Meets ANSI/BIFMA X5.1
- Weight limit:
 - 300lbs (CS2300, CS2300-Arms, TK2300, DS2300)
 - 400lbs (2300, 2300-Arms, BR2300, CT2300, 2300-Beam)

SUSTAINABILITY

Indoor Air Quality Gold Certified through SCS Global

Steel

- 10% pre-consumer recycled content
- VOC-free powder coat

Polypropylene

- 5-10% pre-consumer recycled content

Foam

- 100% recyclable
- CertiPUR-US certified
- Low VOC
- Contains natural oils

Glides

- 5-10% pre-consumer recycled content

Casters

- 5-10% pre-consumer recycled content

Hardware

- 10% pre-consumer recycled content

Cartons & Packaging

- 79% pre-consumer recycled content

KOOL

MODEL

2300 | Chair, Armless



Plastic

\$347

Standard Upholstery

Fabric Grade

G2	G3
----	----

\$441	441
-------	-----

Grade-in Upholstery

Fabric Grade

COM	A	B	C	D	E	F	G	H	I	J	K	L
\$441	467	476	488	501	515	529	539	554	567	583	600	617

Dimensions (w x d x h)

Overall | 21.5" x 21.25" x 31"

Seat | 18" x 18"

Back | 18.5" x 14"

Seat Height | 17.5"

Shipping

All pricing is FOB Louisville, KY. Cartons may be broken with no fee.

Weight | 15lbs

LTL | 6/carton | 17.5 CF | 24.5" x 23" x 53.75"

UPS | 2/carton | 11.6 CF | 23.5" x 21.5" x 39.5"

COM | 0.5 yd per chair

MODEL

2300-Arms | Chair, Arms



Plastic

\$542

Standard Upholstery

Fabric Grade

G2	G3
----	----

\$638	638
-------	-----

Grade-in Upholstery

Fabric Grade

COM	A	B	C	D	E	F	G	H	I	J	K	L
\$638	663	674	684	698	710	725	735	750	765	779	796	814

Dimensions (w x d x h)

Overall | 22.5" x 21.25" x 31"

Seat | 18" x 18"

Back | 18.5" x 14"

Seat Height | 17.5"

Arm Height | 26.5"

Shipping

All pricing is FOB Louisville, KY. Cartons may be broken with no fee.

Weight | 20lbs

LTL | 6/carton | 17.5 CF | 24.5" x 23" x 53.75"

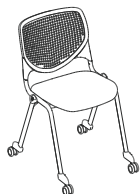
UPS | 2/carton | 11.6 CF | 23.5" x 21.5" x 39.5"

COM | 0.5 yd per chair



MODEL

CS2300 | Chair, Armless, Casters



Plastic

\$417

Standard Upholstery

Fabric Grade

G2	G3
\$512	512

Grade-in Upholstery

Fabric Grade

COM	A	B	C	D	E	F	G	H	I	J	K	L
\$512	537	547	559	571	586	599	609	624	638	654	671	688

Dimensions (w x d x h)

Overall | 21.5" x 21.25" x 31"

Seat | 18" x 18"

Back | 18.5" x 14"

Seat Height | 17.5"

Shipping

All pricing is FOB Louisville, KY. Cartons may be broken with no fee.

Weight | 16lbs

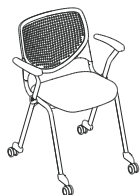
LTL | 6/carton | 17.5 CF | 24.5" x 23" x 53.75"

UPS | 2/carton | 11.6 CF | 23.5" x 21.5" x 39.5"

COM | 0.5 yd per chair

MODEL

CS2300-Arms | Chair, Arms, Casters



Plastic

\$614

Standard Upholstery

Fabric Grade

G2	G3
\$708	708

Grade-in Upholstery

Fabric Grade

COM	A	B	C	D	E	F	G	H	I	J	K	L
\$708	733	744	754	768	780	796	805	820	834	849	866	884

Dimensions (w x d x h)

Overall | 22.5" x 21.25" x 31"

Seat | 18" x 18"

Back | 18.5" x 14"

Seat Height | 17.5"

Arm Height | 26.5"

Shipping

All pricing is FOB Louisville, KY. Cartons may be broken with no fee.

Weight | 21lbs

LTL | 6/carton | 17.5 CF | 24.5" x 23" x 53.75"

UPS | 2/carton | 11.6 CF | 23.5" x 21.5" x 39.5"

COM | 0.5 yd per chair

KOOL

MODEL

BR2300 | Barstool, Armless



Plastic

\$539

Standard Upholstery

Fabric Grade

G2	G3
\$638	638

Grade-in Upholstery

Fabric Grade

COM	A	B	C	D	E	F	G	H	I	J	K	L
\$638	664	676	686	701	715	730	740	755	770	786	804	821

Dimensions (w x d x h)

Overall | 21.5" x 21.25" x 46.5"
 Seat | 18" x 18"
 Back | 18.5" x 14"
 Seat Height | 30"

Shipping

All pricing is FOB Louisville, KY.
 Weight | 20lbs
 LTL | 2/carton | 17.5 CF | 24.5" x 23" x 53.75"

COM | 0.5 yd per chair

MODEL

BR2300-Arms | Barstool, Arms



Plastic

\$711

Standard Upholstery

Fabric Grade

G2	G3
\$807	807

Grade-in Upholstery

Fabric Grade

COM	A	B	C	D	E	F	G	H	I	J	K	L
\$807	832	843	853	867	879	894	904	918	934	948	964	983

Dimensions (w x d x h)

Overall | 22.5" x 21.25" x 46.5"
 Seat | 18" x 18"
 Back | 18.5" x 14"
 Seat Height | 30"
 Arm Height | 39"

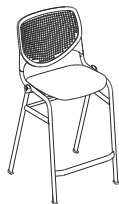
Shipping

All pricing is FOB Louisville, KY.
 Weight | 25lbs
 LTL | 2/carton | 17.5 CF | 24.5" x 23" x 53.75"

COM | 0.5 yd per chair

MODEL

CT2300 | Counter Stool



Plastic

\$539

Standard Upholstery

Fabric Grade

G2	G3
\$638	638

Grade-in Upholstery

Fabric Grade

COM	A	B	C	D	E	F	G	H	I	J	K	L
\$638	664	676	686	701	715	730	740	755	770	786	804	821

Dimensions (w x d x h)

Overall | 21.5" x 21.25" x 41.5"

Seat | 18" x 18"

Back | 18.5" x 14"

Seat Height | 25"

Shipping

All pricing is FOB Louisville, KY.

Weight | 20lbs

LTL | 2/carton | 17.5 CF | 24.5" x 23" x 53.75"

COM | 0.5 yd per chair

MODEL

TK2300 | Task Chair, Armless



Plastic

\$703

Standard Upholstery

Fabric Grade

G2	G3
\$798	798

Grade-in Upholstery

Fabric Grade

COM	A	B	C	D	E	F	G	H	I	J	K	L
\$798	822	832	844	855	870	884	894	910	923	938	955	973

Dimensions (w x d x h)

Overall | 19.3" x 22" x 31"-35"

Seat | 18" x 18"

Back | 19" x 13.5"

Seat Height | 15.5"-20"

Shipping

All pricing is FOB Louisville, KY.

Weight | 27lbs

LTL, UPS | 1/carton | 6.1 CF | 21" x 24" x 21"

COM | 0.5 yd per chair

KOOL

MODEL

TK2300-Arms | Task Chair, Arms



Plastic

\$940

Standard Upholstery

Fabric Grade

G2 G3

\$1035 1035

Grade-in Upholstery

Fabric Grade

COM	A	B	C	D	E	F	G	H	I	J	K	L
\$1035	1060	1070	1082	1093	1108	1122	1131	1148	1160	1176	1193	1211

Dimensions (w x d x h)

Overall | 22.5" x 22" x 31"-35"

Seat | 18" x 18"

Back | 19" x 13.5"

Seat Height | 15.5"-20"

Shipping

All pricing is FOB Louisville, KY.

Weight | 32lbs

LTL, UPS | 1/carton | 6.1 CF | 21" x 24" x 21"

COM | 0.5 yd per chair

MODEL

DS2300 | Task Stool, Armless



Plastic

\$850

Standard Upholstery

Fabric Grade

G2 G3

\$941 941

Grade-in Upholstery

Fabric Grade

COM	A	B	C	D	E	F	G	H	I	J	K	L
\$941	967	977	988	1001	1015	1028	1039	1053	1068	1083	1100	1118

Dimensions (w x d x h)

Overall | 19.3" x 22" x 37"-47.25"

Seat | 18" x 18"

Back | 19" x 13.5"

Seat Height | 23.5"-33.5"

Shipping

All pricing is FOB Louisville, KY.

Weight | 32lbs

LTL, UPS | 1/carton | 6.1 CF | 21" x 24" x 21"

COM | 0.5 yd per chair

MODEL

DS2300-Arms | Task Stool, Arms



Plastic

\$1088

Standard Upholstery

Fabric Grade

G2 G3

\$1179 1179

Grade-in Upholstery

Fabric Grade

COM	A	B	C	D	E	F	G	H	I	J	K	L
\$1179	1205	1215	1226	1239	1252	1266	1277	1291	1306	1321	1336	1355

Dimensions (w x d x h)

Overall | 22.5" x 22" x 37"-47.25"

Seat | 18" x 18"

Back | 19" x 13.5"

Seat Height | 23.5"-33.5"

Shipping

All pricing is FOB Louisville, KY.


Weight | 37lbs

LTL, UPS | 1/carton | 6.1 CF | 21" x 24" x 21"

COM | 0.5 yd per chair

MODEL

2300-BEAM-2 | Beam Seating, 2 seat



Plastic

\$1235

Standard Upholstery

Fabric Grade

G2 G3

\$1425 1425

Grade-in Upholstery

Fabric Grade

COM	A	B	C	D	E	F	G	H	I	J	K	L
\$1425	1509	1529	1550	1570	1590	1611	1631	1653	1726	1747	1770	1793

Dimensions (w x d x h)

Overall | 47" x 22" x 31"

Seat | 18" x 18"

Back | 18.5" x 12"

Seat Height | 17.5"

Shipping

All pricing is FOB Louisville, KY.

Weight | 58lbs

LTL | Seats: 2/carton | 6.1 CF | 21" x 24" x 21"

Beam: 1/carton | 0.2 CF | 2" x 4" x 50"

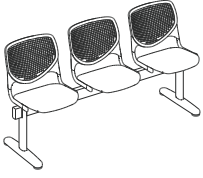
Legs: 2/carton | 1.2 CF | 21" x 17" x 6"

COM | 0.5 yd per chair

KOOL

MODEL

2300-BEAM-3 | Beam Seating, 3 seat



Plastic

\$1635

Standard Upholstery

Fabric Grade

G2	G3
\$1918	1918

Grade-in Upholstery

Fabric Grade

COM	A	B	C	D	E	F	G	H	I	J	K	L
\$1918	2042	2073	2105	2135	2165	2197	2227	2259	2281	2304	2325	2349

Dimensions (w x d x h)

Overall | 71" x 22" x 31"

Seat | 18" x 18"

Back | 18.5" x 12"

Seat Height | 17.5"

COM | 0.5 yd per chair

Shipping

All pricing is FOB Louisville, KY.

Weight | 80lbs


LTL | Seats: 3/carton | 6.1 CF | 21" x 24" x 21"

Beam: 1/carton | 0.3 CF | 2" x 4" x 73"

Legs: 2/carton | 1.2 CF | 21" x 17" x 6"

MODEL

2300-BEAM-4 | Beam Seating, 4 seat



Plastic

\$2033

Standard Upholstery

Fabric Grade

G2	G3
\$2411	2411

Grade-in Upholstery

Fabric Grade

COM	A	B	C	D	E	F	G	H	I	J	K	L
\$2411	2577	2616	2658	2700	2741	2783	2824	2865	2887	2909	2931	2955

Dimensions (w x d x h)

Overall | 95" x 22" x 31"

Seat | 18" x 18"

Back | 18.5" x 12"

Seat Height | 17.5"

COM | 0.5 yd per chair

Shipping

All pricing is FOB Louisville, KY.

Weight | 101lbs

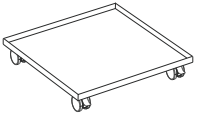
LTL | Seats: 4/carton | 6.1 CF | 21" x 24" x 21"

Beam: 1/carton | 0.4 CF | 2" x 4" x 97"

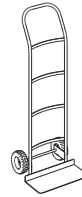
Legs: 2/carton | 1.2 CF | 21" x 17" x 6"



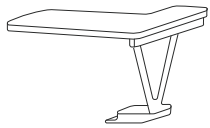
ACCESSORIES



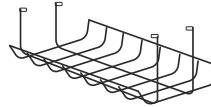
- Dolly DLY-UNV | \$231**
- Black powder coat
 - Dimensions: 22.44" x 22.44" x 3.93"
 - Weight: 14lbs
 - Shipping dimensions: 24" x 24" x 5"



- Dolly DLY-TRK | \$462**
- Bottom tray dimensions: 0.25" x 2" x 3" x 22"
 - Wheel dimensions: 8" x 2.25"
 - Weight: 28lbs
 - Shipping dimensions: 23" x 15" x 49"



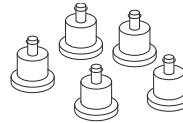
- Writing Table - P-Shaped | \$193**
- Right or left mounted
 - MDF core with black textured melamine surface
 - Black steel V-shaped arm
 - Flips up for easy access and stacking
 - Dimensions: 14" x 21.5" x 0.75"
 - Writing surface: 14" x 11"
 - Available for 2300 & CS2300 models. Stacks 10 high



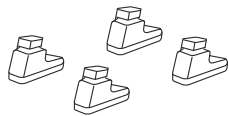
- Document Basket | \$55**
- Black steel tube
 - Clips underneath to steel frame
 - Storage dimensions: 16.6" x 12"
 - Hangs 6.5" from bottom of seat pan
 - Available for 2300 & CS2300 models.



- Soft Casters | \$58**
- Set of 4: Available for 2300, CS2300
 - Set of 5: Available for TK2300, DS2300



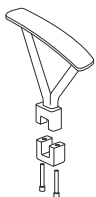
- Floor Glides | \$27**
- Set of 5
 - Available for TK2300 & DS2300 models.



- Felt Tip Glides | \$27**
- Set of 4
 - Available for 2300, CS2300, BR2300 & CT2300 models.



- Beam Table | \$0**
- Replaces seat
 - Available for beam seating.



- Beam Arm | \$91**
- Universal left or right
 - Available for beam seating.

KOOL

FINISHES

Frame



Silver
SL



Sandtex Black
SB
(excluding task &
beam seating)

Plastic



Navy
P03



Burgundy
P07



White
P08




Black
P10



Yellow
P12




Light Grey
P13



Lime Green
P14



Brownstone
P18



Periwinkle
P20



Sky Blue
P35



Coral
P41

- If selecting a different plastic color for seat and back, please specify "B" for back color and "S" for seat color when ordering.

Upholstery

- A large selection of graded-in upholstery is available. View upholstery on our website.

HOW TO SPECIFY

1. Select model #.
2. Select frame color.
3. Select plastic color.
4. Select upholstery (if applicable).
5. Select accessories (if needed).