

METRO



LEAD TIME

- Steel | 72 hours
- Wood & Upholstered | 2 weeks

GSA

- Not available

SPECIFICATIONS

Frame

- Steel
- 1.75" x 0.75" oval legs

Glides

- Non-marring

Seat

- Steel or wood option
- 1.25" solid poplar wood

Optional Upholstery

- 1" thick foam
- Wrapped and stapled to plywood; secured to seat

REGULATORY

- Meets ANSI/BIFMA X5.1
- Weight limit: 300lbs

SUSTAINABILITY

Indoor Air Quality Gold Certified through SCS Global

Foam

- 100% recyclable
- CertiPUR-US certified
- Contains natural oils

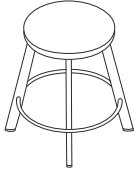
Cartons & Packaging

- 20% pre-consumer recycled content

METRO

MODEL

6100 | Stool



Steel **Wood**

\$440 551

Standard Upholstery

Fabric Grade

G2 G3

\$539 539

Grade-in Upholstery

Fabric Grade

COM	A	B	C	D	E	F	G	H	I	J	K	L
\$539	555	565	575	586	595	606	615	627	646	658	672	677

Dimensions (w x d x h)

Overall | 18.5" x 18.5" x 18"

Seat | 13"

Shipping

All pricing is FOB Louisville, KY. No broken carton fee.

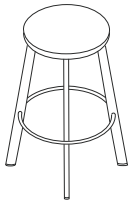
Weight | 11lbs

LTL, UPS | 2/carton | 11.2 CF | 23.75" x 20.75" x 39.5"

COM | 0.5 yd per chair

MODEL

CT6100 | Counter Stool



Steel **Wood**

\$524 635

Standard Upholstery

Fabric Grade

G2 G3

\$624 624

Grade-in Upholstery

Fabric Grade

COM	A	B	C	D	E	F	G	H	I	J	K	L
\$624	641	650	662	670	682	691	702	712	733	746	759	766

Dimensions (w x d x h)

Overall | 18.5" x 18.5" x 25"

Seat | 13"

Shipping

All pricing is FOB Louisville, KY. No broken carton fee.

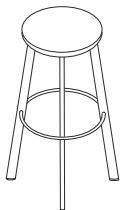
Weight | 13lbs

LTL, UPS | 1/carton | 11.2 CF | 23.75" x 20.75" x 39.5"

COM | 0.5 yd per chair

MODEL

BR6100 | Barstool



Steel Wood
\$551 660

Standard Upholstery

Fabric Grade
G2 G3
\$648 648

Grade-in Upholstery

Fabric Grade

COM	A	B	C	D	E	F	G	H	I	J	K	L
\$648	664	674	684	695	703	713	724	734	754	767	779	785

Dimensions (w x d x h)

Overall | 18.5" x 18.5" x 30"
Seat | 13"

Shipping

All pricing is FOB Louisville, KY. No broken carton fee.
Weight | 17lbs
LTL, UPS | 1/carton | 11.2 CF | 23.75" x 20.75" x 39.5"

COM | 0.5 yd per chair

METRO

FINISHES

Frame/Steel Seat



Steel
S

Wood



Barnwood
BN



Espresso
ES



Natural
NA

Upholstery

- A large selection of graded-in upholstery is available. View upholstery on our website.

HOW TO SPECIFY

1. Select model #.
2. Select seat type (Steel=S, Wood=LFT, Upholstered=UPH).
3. Select wood color (if applicable).
4. Select upholstery (if applicable).