

EMBER



DESIGNER

- Qdesign

LEAD TIME

- 2-3 weeks

GSA

- SIN 33721

SPECIFICATIONS

Base

- Plywood core
- Black powder coated steel top and bottom plate
- High pressure laminate surface
- Optional PET felt acoustic cover
- Cable management through column

Glides

- Adjustable

Assembly

- Base assembly required

HPL Laminate Top

- 1.25" thick top
- Core: 45lb/ft³ M3 industrial strength medium density particle board
- Wilsonart 203 phenolic backer
- 3mm PVC edge
- Self edge available upon request
- Available in 26 Wilsonart HPL colors. All other Wilsonart & Formica colors available with extended lead times.

REGULATORY

- Meets ANSI/BIFMA X5.5
- Weight limit: 300lbs

SUSTAINABILITY

Indoor Air Quality Gold Certified through SCS Global

Steel

- 10% pre-consumer recycled content
- VOC-free powder coat

Plywood

- FSC certified

Laminate

- FSC certified particle board

PET Felt

- Made from post-consumer plastics

Glides

- 5-10% pre-consumer recycled content

Hardware

- 10% pre-consumer recycled content

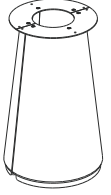
Cartons & Packaging

- 79% pre-consumer recycled content

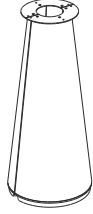
EMBER

BASES


Ember-30 | Café
17.25" x 28.75"
56" circumference



Ember-41 | Bar
17.25" x 39.25"
56" circumference

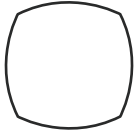


TOPS



Round

36"
42"



Squircle

36"
42"



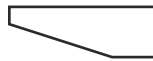
Racetrack

36" x 84"
36" x 96"
42" x 84"
42" x 96"
42" x 120"

EDGES



Square
3mm PVC matches top
unless specified




Knife
Matching 3mm PVC
and painted edge

MODEL

36" Round Top

Base EMBER		HPL Square Edge F36RD	HPL Knife Edge F36RD-K
---------------	--	-----------------------------	------------------------------



Café	\$3035	3284
Bar	\$3309	3558

Shipping

All pricing is FOB Louisville, KY. Freight Class 85.

LTL | 2 cartons

Café: 13 CF | 144lbs

Bar: 15.25 CF | 150lbs

MODEL

36" Squircle Top

Base EMBER		HPL Square Edge F36SR	HPL Knife Edge F36SR-K
---------------	--	-----------------------------	------------------------------



Café	\$3035	3284
Bar	\$3309	3558

Shipping

All pricing is FOB Louisville, KY. Freight Class 85.

LTL | 2 cartons

Café: 13 CF | 144lbs

Bar: 15.25 CF | 150lbs

MODEL

42" Round Top

Base EMBER		HPL Square Edge F42RD	HPL Knife Edge F42RD-K
---------------	--	-----------------------------	------------------------------



Café	\$3245	3579
------	--------	------

Shipping

All pricing is FOB Louisville, KY. Freight Class 85.

LTL | 2 cartons

Café: 15.27 CF | 154lbs

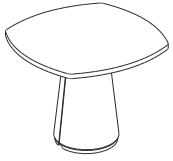
Bar: 17.53 CF | 161lbs

EMBER

MODEL

42" Squirrel Top

Base EMBER		HPL Square Edge F42SR	HPL Knife Edge F42SR-K
---------------	--	-----------------------------	------------------------------



Café	\$3245	3579
------	--------	------

Shipping

All pricing is FOB Louisville, KY. Freight Class 85.

LTL | 2 cartons

Café: 15.27 CF | 154lbs

Bar: 17.53 CF | 161lbs

MODEL

36" x 84" Racetrack Top

Base EMBER		HPL Square Edge F3684RACE	HPL Knife Edge F3684RACE-K
---------------	--	---------------------------------	----------------------------------



Café	\$5442	6060
Bar	\$5990	6338

Shipping

All pricing is FOB Louisville, KY. Freight Class 85.

LTL | 3 cartons


Café: 27.73 CF | 316lbs

Bar: 32.33 CF | 328lbs

MODEL

36" x 96" Racetrack Top

Base EMBER		HPL Square Edge F3696RACE	HPL Knife Edge F3696RACE-K
---------------	--	---------------------------------	----------------------------------



Café	\$5506	6147
Bar	\$6055	6429

Shipping

All pricing is FOB Louisville, KY. Freight Class 85.

LTL | 3 cartons

Café: 29.84 CF | 336lbs

Bar: 34.44 CF | 348lbs

MODEL

42" x 84" Racetrack Top

Base EMBER		HPL Square Edge F4284RACE	HPL Knife Edge F4284RACE-K
---------------	--	---------------------------------	----------------------------------



Café	\$5676	6439
------	--------	------

Shipping

All pricing is FOB Louisville, KY. Freight Class 85.

LTL | 3 cartons

Café: 30.12 CF | 339lbs

Bar: 34.72 CF | 351lbs

MODEL

42" x 96" Racetrack Top

Base EMBER		HPL Square Edge F4296RACE	HPL Knife Edge F4296RACE-K
---------------	--	---------------------------------	----------------------------------



Café	\$5756	6553
------	--------	------

Shipping

All pricing is FOB Louisville, KY. Freight Class 85.

LTL | 3 cartons


Café: 32.56 CF | 362lbs

Bar: 37.16 CF | 374lbs

MODEL

42" x 120" Racetrack Top

Base EMBER		HPL Square Edge F42120RACE	HPL Knife Edge F42120RACE-K
---------------	--	----------------------------------	-----------------------------------



Café	\$7627	8578
------	--------	------

Shipping

All pricing is FOB Louisville, KY. Freight Class 85.

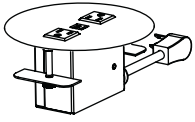
LTL | 5 cartons

Café: 36.27 CF | 396lbs

Bar: 43.17 CF | 414lbs

EMBER

POWER OPTIONS



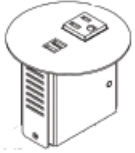
Cove Round | \$680

FEATURES

- Surface mount
- 15A/120V AC spill resistant receptacles
- 2.1A dual USB charger
- Fits surface thicknesses: 0.75" - 1.25"
- 108" cord
- Comes with charcoal metal trim (optional use)

FINISHES

- Black | COV-R-2U-B-108
- Silver | COV-R-2U-S-108
- White | COV-R-2U-GW-108



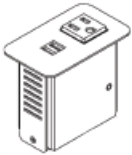
Cove Mini Round | \$530

FEATURES

- Surface mount
- 1 15A AC power outlet
- 2 2.1A USB charging ports
- 108" 15 amp single circuit cord

FINISHES

- Black | COV-SM-R-1UB108
- Silver | COV-SM-R-1US108
- Glossy White | COV-SM-R-1UGW108



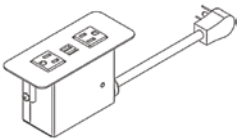
Cove Mini Rectangle | \$530

FEATURES

- Surface mount
- 1 15A AC power outlet
- 2 2.1A USB charging ports
- 108" 15 amp single circuit cord

FINISHES

- Black | COV-SM-1U-B-108
- Silver | COV-SM-1U-S-108
- Glossy White | COV-SM-1U-GW108



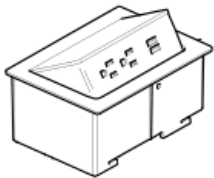
Cove Rectangle | \$560

FEATURES

- Surface mount
- 2 15A AC power outlets
- 2 2.1A USB charging ports
- 108" 15 Amp single circuit cord

FINISHES

- Black | COV-2U-B-108
- Silver | COV-2U-S-108
- Glossy White | COV-2U-GW-108



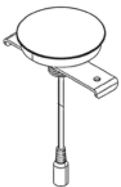
Ashley Duo Air | \$515

FEATURES

- Surface mount
- 2 15A AC power outlets
- 1 USB-A 2.4A charging port
- 1 USB-C charging port
- Pop-up unit
- 72" cord

FINISHES

- White/Silver | 305235.01.57.06
- White/White | 305235.01.VW.06
- Black/Black | 305235.01.04.06
- Gray/Silver | 305235.01.01.06



Poppy Wireless Charger | \$230

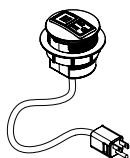
FEATURES

- Surface mount, positioned over column
- Fits surface thicknesses: 0.63" - 1.57"
- Table cutout 2.44" - 2.55" diameter
- Charges Qi 5W, iPhones 7.5W fast-charging, and Samsung 10W fast-charging devices

FINISHES

- Black | POP-B-72

POWER OPTIONS (cont.)



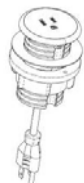
Node | \$430

FEATURES

- Surface mount
- Power data center
- 1 dual USB charger
- 1 power outlet with 72" cord

FINISHES

- Matte Storm | BE03359-1-1-Z427-MAC1-72
- Matte White | BE03359-1-1-Z679-MAC1-72
- Matte Black | BE03359-1-1-Z523-MAC1-72



Sand Dollar 2" | \$240

FEATURES

- Surface mount
- 2 2.1A USB charging ports
- 72" cord

FINISHES

- Black | SAN-2-U-B-72
- White | SAN-2-U-W-72
- Gray | SAN-2-U-GY-72
- Light Blue | SAN-2-U-LB-72
- Light Green | SAN-2-U-LG-72
- Sulfur Yellow | SAN-2-U-SY-72
- Pure Orange | SAN-2-U-PO-72
- Signal Red | SAN-2-U-SR-72



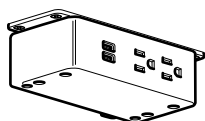
Sand Dollar 3" | \$280

FEATURES

- Surface mount
- 2 15A AC tamper resistant receptacles
- 2 2.1A USB charging ports
- 72" cord

FINISHES

- Black | SAN-3-2U-B-72
- White | SAN-3-2U-W-72
- Gray | SAN-3-2U-GY-72
- Light Blue | SAN-3-2U-LB-72
- Light Green | SAN-3-2U-LG-72
- Sulfur Yellow | SAN-3-2U-SY-72
- Pure Orange | SAN-3-2U-PO-72
- Signal Red | SAN-3-2U-SR-72



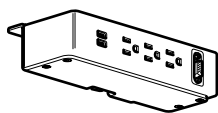
Ashley Duo | \$405

FEATURES

- Under surface mount
- 2 15A AC power outlets
- 1 USB-A 2.4A charging port
- 1 USB-C 60W charging port
- 72" power supply cord

FINISHES

- Black/Black 305206.01.04.10
- Gray/Silver 305206.01.01.10
- White/Silver 305206.01.57.10
- White/White 305206.01.VW.10



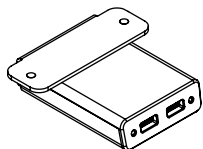
Ashley Trio | \$480

FEATURES

- Under surface mount
- 3 15A AC power outlets
- 1 Data knockout with data tree (connectors sold separately)
- 1 USB-A 2.1A charging port
- 1 USB-C 60W charging port
- 72" power supply cord

FINISHES

- Black/Black 305218.01.04.06
- Gray/Silver 305218.01.01.06
- White/Silver 305218.01.57.06
- White/White 305218.01.VW.06



Garcia | \$645

FEATURES


- Under surface mount
- 1 USB-A 2.1A port
- 1 USB-C 15W port
- 72" power supply cord

FINISHES

- Matte Storm | BE05953-UM-JK/EQL-BKWW
- Matte White | BE05953-UM-AV/CZH-WHWW
- Matte Black | BE05953-UM-BK/EQL-BKWW

EMBER

ACCESSORIES



PET Felt Acoustic Cover | Café \$702 | Bar \$836

FEATURES

- Made from post-consumer plastics
- Sound absorbing properties

FINISHES

- Grey | A03
- Charcoal | A17
- Midnight | A25



Grommets | \$75

FEATURES


- 2 piece with snap in cover
- Routes cables through desk

FINISHES

- Black, Round | GR9201

FINISHES


Base Laminate



European
Beech
EB

Dark
Chestnut
DC

PET Felt Acoustic Cover



Grey
A03

Charcoal
A17

Midnight
A25

HPL Laminate



Designer
White
D354-60

Antique
White
1572-60

Frosty
White
1573-60

Wallaby
D439-60

Khaki
D50-60

Fashion Grey
D381-60

Shadow
D96-60

North Sea
D90-60

Slate Grey
D91-60

Black
1595-60



Wild Cherry
7054-60

Kensington
Maple
10776-60

Brazilwood
7946-38

River
Cherry
7937-38

Walnut
Heights
7965K-12


Cafelle
7933K-07

Empire
Mahogany
7122K-07

Studio
Teak
7960K-18

Asian
Night
7949K-18

Columbian
Walnut
7943-7



White
Nebula
4621-60

Evening
Tigris
4674-60

White
Tigris
4783-60

Carbon
Evolve
4820-60

Desert
Zephyr
4841-60

Twilight
Zephyr
4845-60

- All other Wilsonart colors available with extended lead times.

HOW TO SPECIFY

1. Select base model #.
2. Select base laminate color.
3. Select PET felt cover color (if needed).
4. Select top model #.
5. Select top color.
6. Select edge color (square edge only).
7. Select power or accessories (if needed).