

VOODOO



DESIGNER

- Qdesign
-

LEAD TIME

- 2-3 weeks

GSA

- SIN 33721
 - Excludes ping pong table
-

SPECIFICATIONS

Base

- Tapered solid beech wood legs
- 1.75" x 1" steel apron in charcoal powder coat
- Steel footrest in charcoal powder coat on bar height
- Seated and standing heights

HPL Laminate Top

- 1.25" thick top
- Core: 45lb/ft³ M3 industrial strength medium density particle board
- Wilsonart 203 phenolic backer
- 3mm PVC edge
- Self edge available upon request
- Available in 26 Wilsonart HPL colors. All other Wilsonart & Formica colors available with extended lead times.

Traceless Laminate Top

- 1.25" thick top
- Fingerprint resistant
- Available in three colors.

Glides

- Adjustable

Assembly

- Base assembly required
-

REGULATORY

- Meets ANSI/BIFMA X5.5
 - Weight limit: 300lbs
-

SUSTAINABILITY

Indoor Air Quality Gold Certified through SCS Global

Steel

- 10% pre-consumer recycled content
- VOC-free powder coat

Wood

- FSC certified

Laminate top

- Laminate: SCS Recycled Content and UL Greenguard certified
- FSC certified particle board

Glides

- 5-10% pre-consumer recycled content

Hardware

- 10% pre-consumer recycled content

Cartons & Packaging

- 79% pre-consumer recycled content

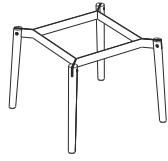
VOODOO

BASES

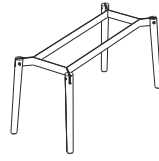
BV48RD | Café
32" x 32" x 29"



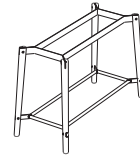
BV48SQ | Café
37" x 37" x 29"



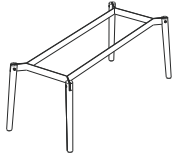
BV3672 | Café
61" x 25" x 29"



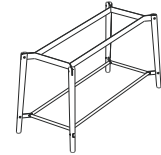
BV3672 | Bar
63" x 27" x 40"



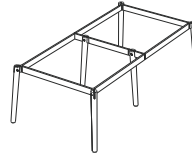
BV4290 | Café
79" x 31" x 29"




BV4290 | Bar
81" x 33" x 40"




BV60108BPP | Ping Pong
100" x 52" x 29"



TOPS



Round
48"



Square
48"

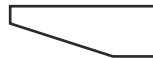


Rectangle
36" x 72"
42" x 90"
60" x 108"

EDGES



Square
3mm PVC matches top
unless specified



Knife
Matching 3mm PVC
and painted edge

MODEL

48" Round Top

Base BV48RD		HPL Square Edge F48RD	HPL Knife Edge FK48RD	Traceless Square Edge F48RD	Traceless Knife Edge FK48RD
----------------	--	-----------------------------	-----------------------------	-----------------------------------	-----------------------------------



Café

\$3757

4448

5509

6201


Shipping

All pricing is FOB Louisville, KY. Freight Class 85.
LTL | 3 cartons | 5.5 CF | 109lbs

MODEL

48" Square Top

Base BV48SQ		HPL Square Edge F48SQ	HPL Knife Edge FK48SQ	Traceless Square Edge F48SQ	Traceless Knife Edge FK48SQ
----------------	--	-----------------------------	-----------------------------	-----------------------------------	-----------------------------------



Café

\$3701

4156

5141

5596

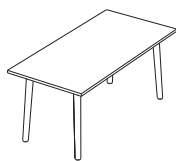
Shipping

All pricing is FOB Louisville, KY. Freight Class 85.
LTL | 3 cartons | 5.5 CF | 119lbs

MODEL

36" x 72" Rectangle Top

Base BV3672		HPL Square Edge F3672	HPL Knife Edge FK3672	Traceless Square Edge F3672	Traceless Knife Edge FK3672
----------------	--	-----------------------------	-----------------------------	-----------------------------------	-----------------------------------



Café

\$3917

4426

5481

5991

Bar

\$4345

4854

5909

6419

Shipping

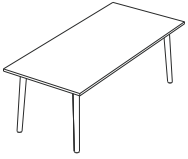
All pricing is FOB Louisville, KY. Freight Class 85.
LTL | Café: 3 cartons | 10 CF | 141lbs
Bar: 4 cartons | 11 CF | 156lbs

VOODOO

MODEL

42" x 90" Rectangle Top

Base BV4290		HPL Square Edge F4290	HPL Knife Edge FK4290	Traceless Square Edge F4290	Traceless Knife Edge FK4290
----------------	--	-----------------------------	-----------------------------	-----------------------------------	-----------------------------------



Café	\$4576	5344	6193	6962
Bar	\$4998	5766	6615	7384

Shipping

All pricing is FOB Louisville, KY. Freight Class 85.

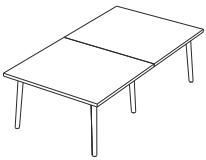
LTL | Café: 3 cartons | 15 CF | 166lbs

Bar: 4 cartons | 16 CF | 182lbs

MODEL

60" x 108" Ping Pong

Base BV60108BPP		HPL Square Edge F60108	HPL Knife Edge FK60108	Traceless Square Edge F60108	Traceless Knife Edge FK60108
--------------------	--	------------------------------	------------------------------	------------------------------------	------------------------------------



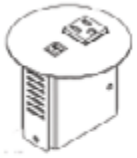
Café	\$7795	9094	9311	10610
------	--------	------	------	-------

Shipping

All pricing is FOB Louisville, KY. Freight Class 85.

LTL | 5 cartons | 19.5 CF | 325lbs

POWER OPTIONS



Cove Mini Round | \$530

FEATURES

- Surface mount
- 1 15A AC power outlet
- 2 2.1A USB charging ports
- 108" 15 amp single circuit cord

FINISHES

- Black | COV-SM-R-1UB108
- Silver | COV-SM-R-1US108
- Glossy White | COV-SM-R-1UGW108



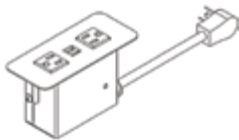
Cove Mini Rectangle | \$530

FEATURES

- Surface mount
- 1 15A AC power outlet
- 2 2.1A USB charging ports
- 108" 15 amp single circuit cord

FINISHES

- Black | COV-SM-1U-B-108
- Silver | COV-SM-1U-S-108
- Glossy White | COV-SM-1U-GW108



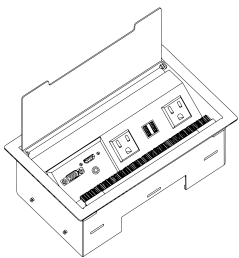
Cove Rectangle | \$560

FEATURES

- Surface mount
- 2 15A AC power outlets
- 2 2.1A USB charging ports
- 108" 15 Amp single circuit cord

FINISHES

- Black | COV-2U-B-108
- Silver | COV-2U-S-108
- Glossy White | COV-2U-GW-108




Interact G2- Corded | \$640

FEATURES

- Surface mount
- 2 15A AC power outlets
- 2 2.1A USB charging ports
- 1 Telecom plate knockout
- 2 Data knockouts for RU45 Cat 6 Data
- 2 Cord pass throughs
- 1 convenience outlet
- 72" cord

FINISHES

- Black | ACT-21U-B-72
- Silver Pearl | ACT-21U-S-72
- Gloss White | ACT-21U-GW-72



Ashley Duo Air | \$515

FEATURES

- Surface mount
- 2 15A AC power outlets
- 2 2.1A USB charging ports
- Pop-up unit
- 72" cord

FINISHES

- Black/Black | 305070.01.04.06
- Gray/Silver | 305070.01.01.06
- White/Silver | 305070.01.57.06
- White/White | 305070.01.VW.06



Poppy Wireless Charger | \$230

FEATURES

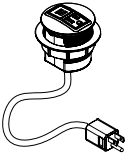
- Surface mount
- Fits surface thicknesses: 0.63" - 1.57"
- Table cutout 2.44" - 2.55" diameter
- Charges Qi 5W, iPhones 7.5W fast-charging, and Samsung 10W fast-charging devices

FINISHES

- Black | POP-B-72

VOODOO

POWER OPTIONS (cont.)



Node | \$430

FEATURES

- Surface mount
- Power data center
- 1 dual USB charger
- 1 power outlet with 72" cord

FINISHES

- Parchment | BE03359-1-1-DZA-M1-72
- Silver | BE03359-1-1-DZC-M1-72



Sand Dollar 2" | \$240

FEATURES

- Surface mount
- 2 2.1A USB charging ports
- 72" cord

FINISHES

- Black | SAN-2-U-B-72
- White | SAN-2-U-W-72
- Gray | SAN-2-U-GY-72
- Light Blue | SAN-2-U-LB-72
- Light Green | SAN-2-U-LG-72
- Sulfur Yellow | SAN-2-U-SY-72
- Pure Orange | SAN-2-U-PO-72
- Signal Red | SAN-2-U-SR-72



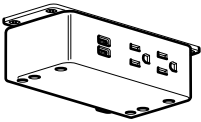
Sand Dollar 3" | \$280

FEATURES

- Surface mount
- 2 15A AC tamper resistant receptacles
- 2 2.1A USB charging ports
- 72" cord

FINISHES

- Black | SAN-3-2U-B-72
- White | SAN-3-2U-W-72
- Gray | SAN-3-2U-GY-72
- Light Blue | SAN-3-2U-LB-72
- Light Green | SAN-3-2U-LG-72
- Sulfur Yellow | SAN-3-2U-SY-72
- Pure Orange | SAN-3-2U-PO-72
- Signal Red | SAN-3-2U-SR-72



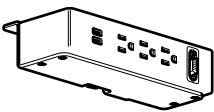
Ashley Duo | \$405

FEATURES

- Under surface mount
- 2 15A AC power outlets
- 2 USB 2.1A charging ports

FINISHES

- Black/Black 305051.01.04.06
- Gray/Silver 305051.01.01.06
- White/Silver 305051.01.57.06
- White/White 305051.01.VW.06




Ashley Trio | \$480

FEATURES

- Under surface mount
- 3 15A AC power outlets
- 1 Data knockout with data tree (connectors sold separately)
- 2 2.1A USB charging ports

FINISHES

- Black/Black 305054.01.04.06
- Gray/Silver 305054.01.01.06
- White/Silver 305054.01.57.06
- White/White 305054.01.VW.06



Garcia | \$645

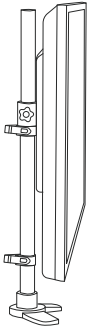
FEATURES

- Under surface mount
- 2 2.1A USB ports
- 72" power supply cord

FINISHES

- Black | BE05429-UM-C/EQL-BKWW
- White | BE05429-UM-AV/CZH-WHWW

ACCESSORIES



Hover Media Mount | \$690

FEATURES

- Monitor/TV VESA 75x75/100x100mm mount
- Integrated cable management
- Maximum monitor weight: 60lbs
- Supports up to a 52" monitor
- Weight: 16.1 lbs
- Dimensions: 28" x 5.5"
- Packaging: 34" x 9" x 7"

FINISHES

Silver | HSTMNT



Grommets | \$75

FEATURES

- 2 piece with snap in cover
- Routes cables through table

FINISHES

Black, Round | GR9201



Cable Management | \$75

FEATURES

- Routes cables down leg



FINISHES

Black




VOODOO

FINISHES



























Base

									
Latte LT	Umber UM								

Traceless Laminate

									
Snow White Velvet 15501	Silver Velvet 15503	Black Velvet 15505							

HPL Laminate

									
Designer White D354-60	Antique White 1572-60	Frosty White 1573-60	Wallaby D439-60	Khaki D50-60	Fashion Grey D381-60	Shadow D96-60	North Sea D90-60	Slate Grey D91-60	Black 1595-60
									
Wild Cherry 7054-60	Kensington Maple 10776-60	Brazilwood 7946-38	River Cherry 7937-38	Walnut Heights 7965K-12	Cafelle 7933K-07	Empire Mahogany 7122K-07	Studio Teak 7960K-18	Asian Night 7949K-18	Columbian Walnut 7943-7
									
White Nebula 4621-60	Evening Tigris 4674-60	White Tigris 4783-60	Carbon Evolve 4820-60	Desert Zephyr 4841-60	Twilight Zephyr 4845-60				

- All other Wilsonart colors available with extended lead times.

HOW TO SPECIFY

1. Select base model #.
2. Select base color.
3. Select top model #.
4. Select top material and color.
5. Select edge color (square edge only).
6. Select power and accessories (if needed).