

YOUR HEIGHT-ADJUSTABLE
POWER SOLUTION.

Ashley Duo™ Series



STU
DIO

BY DEKKO

Elite Power Within

DISTINCT STYLE. HIGH STANDARDS.

Inside the attractive casing resides a most impressive power pack. Two outlets promise reliable AC power for plugged-in hardware, while the true star of the USB tandem is the 60 Watt USB-C Power Delivery Charging Port.

Power Delivery technology works to ensure that the USB-C 60W Power Delivery (PD) port delivers the right amount of power required to charge the connected device as fast and as safely as possible without damaging the battery.

Ashley Duo is available in clamp-on, under, and bezel mounting options and is UL 962A and UL 111 Listed.



FEATURES:

Applications

Clamp-on
Under-mount
Desktop

Standard Metal Trim Finishes

- Silver
- Black
- White
- Bronze
- Carbon
- Latte

Standard Plastic Colors

- White
- Grey
- Black

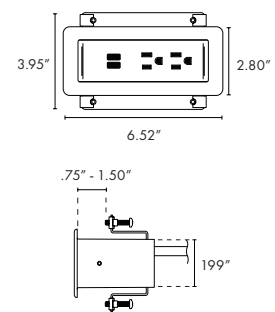
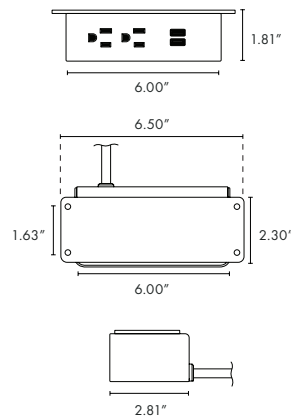
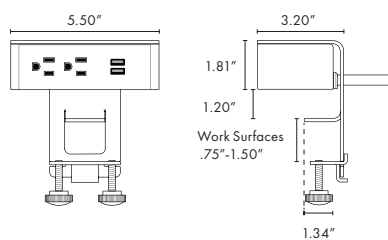


Specifications

- 2 - 15A, 120V AC Power Outlets
- 1 - 2.4A Reversible USB-A Charging Port & 1 - 60-Watt USB-C Power Delivery Port with GaN technology OR 2- 2.1A/10.5W USB-A Charging Ports
- 6' or 10' Cord and Hardwire Options
- UL 962A and UL 111 Listed
- UL 1310 Recognized
- Meets UL Spill Requirements
- Class 2, FCC Part 15 A Approved
- Meets USB.org Battery Charging 1.2 Specifications

Dimensions

- Product lengths vary by configurations: 5.50", 6.50", 6.52"



DESCRIPTION	LENGTHS	FINISH	MODEL
	CORDED & HARDWIRE	PLASTIC FACE/METAL TRIM	
ASHLEY DUO - CLAMP MOUNT			
<ul style="list-style-type: none"> 2 AC 15 Amp Power Outlets, 2 USB-A 2.1 Amp Charging Ports (Clamp and screws included) 	6' Corded	Black/Black	305050.01.04.06
		Gray/Silver	305050.01.01.06
		White/Silver	305050.01.57.06
		White/White	305050.01.VW.06
	10' Corded	Black/Black	305050.01.04.10
		Gray/Silver	305050.01.01.10
		White/Silver	305050.01.57.10
		White/White	305050.01.VW.10
	6' Hardwire	Black/Black	200037.01.04.06
		Gray/Silver	200037.01.01.06
		White/Silver	200037.01.57.06
		White/White	200037.01.VW.06
	10' Hardwire	Black/Black	200037.01.04.10
		Gray/Silver	200037.01.01.10
		White/Silver	200037.01.57.10
		White/White	200037.01.VW.10
<ul style="list-style-type: none"> 2 AC 15 Amp Power Outlets, 1 USB-A 2.4 Amp Charging Port & 1 60-Watt USB-C Power Delivery Charging Port (Clamp and screws included) 	6' Corded	Black/Black	305205.01.04.06
		Gray/Silver	305205.01.01.06
		White/Silver	305205.01.57.06
		White/White	305205.01.VW.06
	10' Corded	Black/Black	305205.01.04.10
		Gray/Silver	305205.01.01.10
		White/Silver	305205.01.57.10
		White/White	305205.01.VW.10
	6' Hardwire	Black/Black	200135.01.04.06
		Gray/Silver	200135.01.01.06
		White/Silver	200135.01.57.06
		White/White	200135.01.VW.06
	10' Hardwire	Black/Black	200135.01.04.10
		Gray/Silver	200135.01.01.10
		White/Silver	200135.01.57.10
		White/White	200135.01.VW.10

DESCRIPTION	LENGTHS	FINISH	MODEL
	CORDED & HARDWIRE	PLASTIC FACE/METAL TRIM	
ASHLEY DUO - UNDER			
<ul style="list-style-type: none"> 2 AC 15 Amp Power Outlets, 2 USB 2.1 Amp Charging Ports 	6' Corded	Black/Black	305051.01.04.06
		Gray/Silver	305051.01.01.06
		White/Silver	305051.01.57.06
		White/White	305051.01.VW.06
	10' Corded	Black/Black	305051.01.04.10
		Gray/Silver	305051.01.01.10
		White/Silver	305051.01.57.10
		White/White	305051.01.VW.10
6' Hardwire	Black/Black	200038.01.04.06	
	Gray/Silver	200038.01.02.06	
	White/Silver	200038.01.57.06	
	White/White	200038.01.VW.06	
10' Hardwire	Black/Black	200038.01.04.10	
	Gray/Silver	200038.01.02.10	
	White/Silver	200038.01.57.10	
	White/White	200038.01.VW.10	
<ul style="list-style-type: none"> 2 AC 15 Amp Power Outlets, 1 USB-A 2.4 Amp Charging Port & 1-60 Watt USB-C Power Delivery Charging Port 	6' Corded	Black/Black	305206.01.04.06
		Gray/Silver	305206.01.01.06
		White/Silver	305206.01.57.06
		White/White	305206.01.VW.06
	10' Corded	Black/Black	305206.01.04.10
		Gray/Silver	305206.01.01.10
		White/Silver	305206.01.57.10
		White/White	305206.01.VW.10
	6' Hardwire	Black/Black	200136.01.04.06
		Gray/Silver	200136.01.01.06
		White/Silver	200136.01.57.06
		White/White	200136.01.VW.06
10' Hardwire	Black/Black	200136.01.04.10	
	Gray/Silver	200136.01.01.10	
	White/Silver	200136.01.57.10	
	White/White	200136.01.VW.10	

Please note: There is a cord length upcharge for models specified with 10' cord/hardwire lengths. See last page for instructions on how to specify units with specialty color finishes.

DESCRIPTION	LENGTHS	FINISH	MODEL
	CORDED & HARDWARE	PLASTIC FACE/METAL TRIM	
ASHLEY DUO - BEZEL			
<ul style="list-style-type: none"> 2 AC 15 Amp Power Outlets, 2 USB-A 2.1 Amp Charging Ports 	6' Corded	Black/Black	305057.01.04.06
		Gray/Silver	305057.01.01.06
		White/Silver	305057.01.57.06
		White/White	305057.01.VW.06
	10' Corded	Black/Black	305057.01.04.10
		Gray/Silver	305057.01.01.10
		White/Silver	305057.01.57.10
		White/White	305057.01.VW.10
	6' Hardwire	Black/Black	200044.01.04.06
		Gray/Silver	200044.01.01.06
		White/Silver	200044.01.57.06
		White/White	200044.01.VW.06
	10' Hardwire	Black/Black	200044.01.04.10
		Gray/Silver	200044.01.01.10
		White/Silver	200044.01.57.10
		White/White	200044.01.VW.10
<ul style="list-style-type: none"> 2 AC 15 Amp Power Outlets, 1 USB-A 2.4 Amp Charging Port & 1 60-Watt USB-C Power Delivery Charging Port 	6' Corded	Black/Black	305207.01.04.06
		Gray/Silver	305207.01.01.06
		White/Silver	305207.01.57.06
		White/White	305207.01.VW.06
	10' Corded	Black/Black	305207.01.04.10
		Gray/Silver	305207.01.01.10
		White/Silver	305207.01.57.10
		White/White	305207.01.VW.10
	6' Hardwire	Black/Black	200137.01.04.06
		Gray/Silver	200137.01.01.06
		White/Silver	200137.01.57.06
		White/White	200137.01.VW.06
	10' Hardwire	Black/Black	200137.01.04.10
		Gray/Silver	200137.01.01.10
		White/Silver	200137.01.57.10
		White/White	200137.01.VW.10


Please note: There is a cord length upcharge for models specified with 10' cord/hardwire lengths. See following page for instructions on how to specify units with specialty color finishes.

SPECIFICATION INSTRUCTIONS

TO ORDER PLEASE SPECIFY THE FOLLOWING

Step 1:	Step 2:	Step 3:
Base Model # (Part Number)	Finish Options	NEMA Plug or Hardwire Lengths

EXAMPLE



2 0 0 4 4 . 0 1 . 5 7 . 0 6

Base Model: Ashley Duo
 Finish Option: White/Silver
 Cord Length: 6'

Code	Plastic Face/Metal Trim	Cord Color	Code	Cord Length
.04	Black/Black	Black	.06	6' or 72"
.02	Black/Silver	Black	.10	10' or 120"
.08	Gray/Black	Black		
.01	Gray/Silver	Black		
.05	Gray/White	Black		
.03	White/Black	White		
.57	White/Silver	White		
.VW	White/White	White		
.60	White/Bronze	White		
.64	White/Carbon	White		
.65	White/Latte	White		
.66	Black/Bronze	Black		
.67	Gray/Carbon	Black		
.68	Black/Latte	Black		
.69	Black/Carbon	Black		

Contact Salesperson For
Additional Cord Options

