

Steps: A-B-C-D-E-F

Components for Phenolic Base

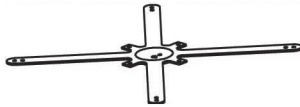
A Washer (2)




B Rod (1)



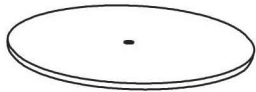
C Spider (1)




D Column (1)



E Base (1)



F Bolt (1)



Putting together your new table is easy!
Please remove all items from box and ensure
all components are present.

